

# RPMGLOBAL

An aerial photograph of a large-scale construction or mining site, showing several yellow and blue heavy machinery vehicles (excavators and trucks) operating on a reddish-brown earth. A semi-transparent circular graphic with concentric rings and a central globe-like element is overlaid on the left side of the image. The text "EmissionsManager" is written in a large, white, sans-serif font across the bottom left of the image.

# EmissionsManager

# EmissionsManager is a Software as a Service (SaaS) based solution for collecting, calculating, monitoring and reporting on emissions data.

As the mining industry continues to advance towards Net Zero, operations need to effectively track and report their carbon performance to align with their decarbonisation goals. EmissionsManager provides a complete view of historical, current and targeted emissions, all presented through intuitive reports and interactive dashboards.

Data is captured against your organisational structure, transforming the data into relevant and actionable information. Information can then be viewed at any level from the consolidated company level, all the way down to the original activity. National Pollutant Inventory (NPI) and National Greenhouse Energy Regulator (NGER) Scheme reporting is also included out-of-the-box.




# Benefits



## Align organisation reporting with emissions reporting

By capturing data against your organisational reporting structure, data is transformed to deliver relevant and actionable insights.




## Comply to legislative requirements

EmissionsManager has a range of out-of-the-box reporting structures to meet internal and external requirements, such as NPI and NGER Scheme reporting.




## Streamlined data collection

EmissionsManager facilitates the flow of environmental data from all points of your supply chain.



## Trust the data

Built-in data standardisation and verification ensure data is of the highest quality possible, providing confidence in the produced reports.



## Align to emissions targets

Use intuitive reports and dashboards to easily compare current emissions against your emissions targets.



## Pro-active decision-making

Access to the most up-to-date emissions information, presented in the format you prefer so you can identify trends, issues and opportunities with your carbon performance.



# Features

## Build out asset & organisation hierarchies

Build out your organisation and asset hierarchies to any level of detail to align with your existing reporting structure and support more detailed analysis.

## Activity management & automatic emissions calculations

EmissionsManager can track all activities and automatically converts various units of measure into CO<sub>2</sub>e. The relevant factors are updated automatically in the system, ensuring you are always up to date and compliant.



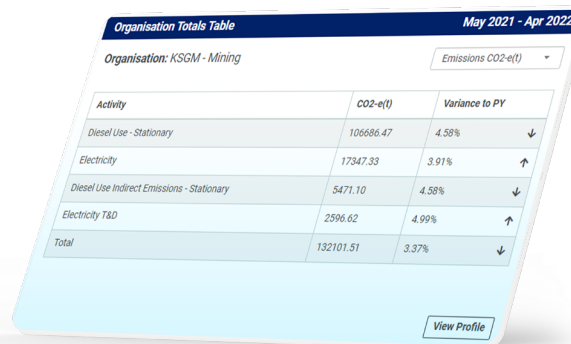
Proactively monitor and report on your carbon emissions to support your **short-, medium- and long-term** decarbonisation goals.

## Inbuilt data verification & standardisation

EmissionsManager automatically enhances the quality of data by identifying data duplicates, gaps, devices with estimates only, assets with no data and any variances above a set allowance when compared to the previous year.

## Data distribution & pedigrees

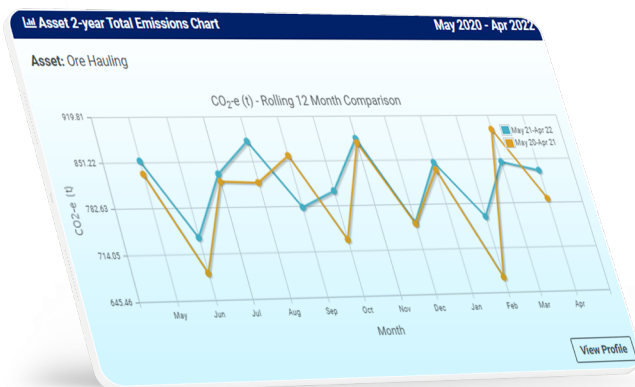
EmissionsManager automatically prioritises the data available, ensuring the highest quality of data is always being used.



Organisation Totals Table		
May 2021 - Apr 2022		
Organisation: KSGM - Mining		
Activity	CO2-e(t)	Variance to PY
Diesel Use - Stationary	106686.47	4.58% ↓
Electricity	17347.33	3.91% ↑
Diesel Use Indirect Emissions - Stationary	5471.10	4.58% ↓
Electricity T&D	2596.62	4.99% ↑
Total	132101.51	3.37% ↓

## Inbuilt & configurable dashboards

EmissionsManager has configurable dashboards and data can be interpreted according to your preference with graphs, pie charts, counters and the 'accountants view' all available.



## Environmental & compliance reporting

NPI, NGER and a GHG Inventory Report are all immediately available within EmissionsManager.

## About RPMGlobal

RPMGlobal is the global leader in the digital transformation of mining. We provide data with context, transforming mining operations. Our enterprise approach, built on open industry standards, delivers the leading digital platform that connects the systems and information and seamlessly, amplifying decision-making across the mining value chain. RPMGlobal integrates the design, planning and scheduling, with maintenance and execution, with simulation and costings, on RPMGlobal's Enterprise Planning Framework, the mining industry's only digital platform that delivers insight and control across these core processes.

RPMGlobal's Advisory Team advise the global mining industry on their most critical issues and opportunities, from exploration to mine closure. Their deep domain expertise, combined with their culture of innovation, and global footprint, ensures our mining customers continue to lead. RPMGlobal is the global leader in Enterprise mining software, Advisory services and Professional development who operate offices in 23 locations across 13 countries and have worked in over 118 countries. For more information visit [rpmglobal.com](http://rpmglobal.com) or email [info@rpmglobal.com](mailto:info@rpmglobal.com)

